

PADLOCK WM-2000C-L35/L40/L50

System Description

Vanma® is a new generation key-centric access control system. Based on a unique patented design of the lock and key system, Vanma® Padlock bring full-featured access control to every locking point without installing hardwired network or power connections.

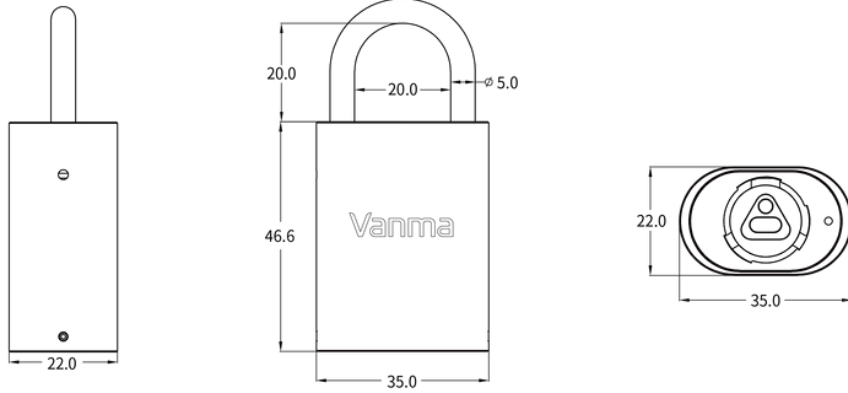
Feature

- Programmable electromechanic padlock for Vanma® locking system
- No batteries or external energy source required for the lock
- All Vanma® padlocks and Vanma® keys are mechanically identical
- Powerful and secure AES256 encryption for common lock and key authentication
- Programmable lock opens with Vanma® keys
- Log memory for openings and opening attempts
- Blacklist for individual lost keys
- Access group list for key accesses
- Updatable firmware

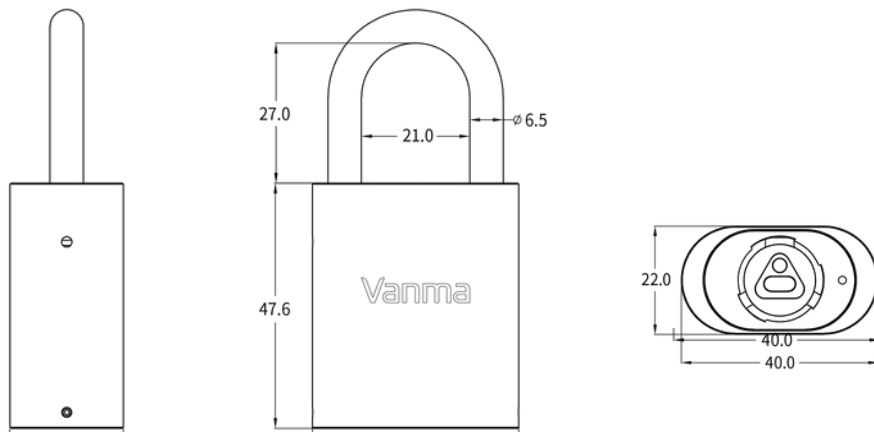


Drawings

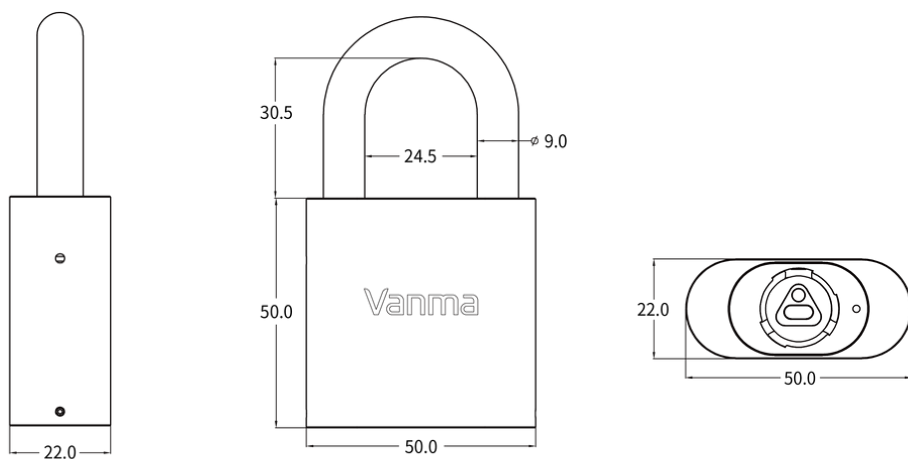
Model:WM-2000C-L35



Model:WM-2000C-L40



Model:WM-2000C-L50



Memory Capacity

- Blacklisted Keys..... 100 Pcs
- Lock Events.....60 Pcs

Technical Data

- Physical.....Hardened-steel with brushed finishing
- Weight (L35/L40/L50).....194g/249.1g/363.2g
- IP Standard.....IP68
- Compatible Keys.....All Vanma keys